

PTH

PHILIPPINES WAREHOUSE PROJECT

1. Project No. : PT160276
2. Time : 2016
3. Location : Manila Philippines
4. Building area : 2400m²
5. Category : steel structure
6. Purpose : warehouse
7. Features : it is divided into 3 separate warehouse units, each one include a mezzanine for office.



DESIGN

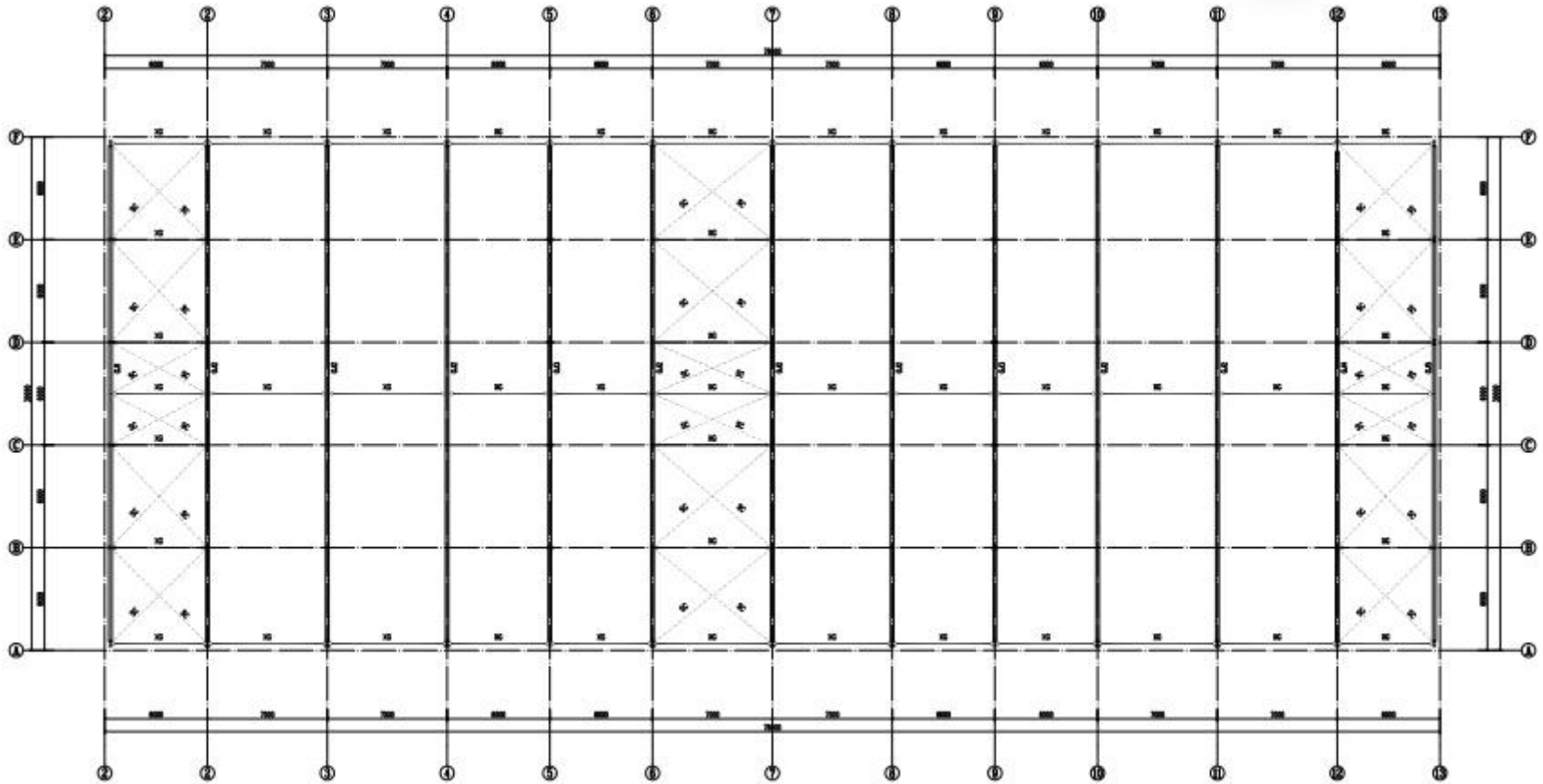


PTH owns 100+ architect and engineers at home and abroad, to provide customized design service for client with different requirements. We use the relevant information data of construction projects as the basis of the model to build the building model, and simulate the real information of the building through digital information simulation.

Features : this is the 2nd project for SCPA, it is a warehouse project, which is divided into 3 separate warehouse units, each one include a mezzanine for office. Eaves height 10m, ridge height 11.5m, wind load 200km/h.

It is a portal frame design with partial mezzanine structure. The main structure is zinc rich epoxy primer finish 100um. Roof panel 0.5mm PPGI, partition wall 75mm rock wool sandwich panel.

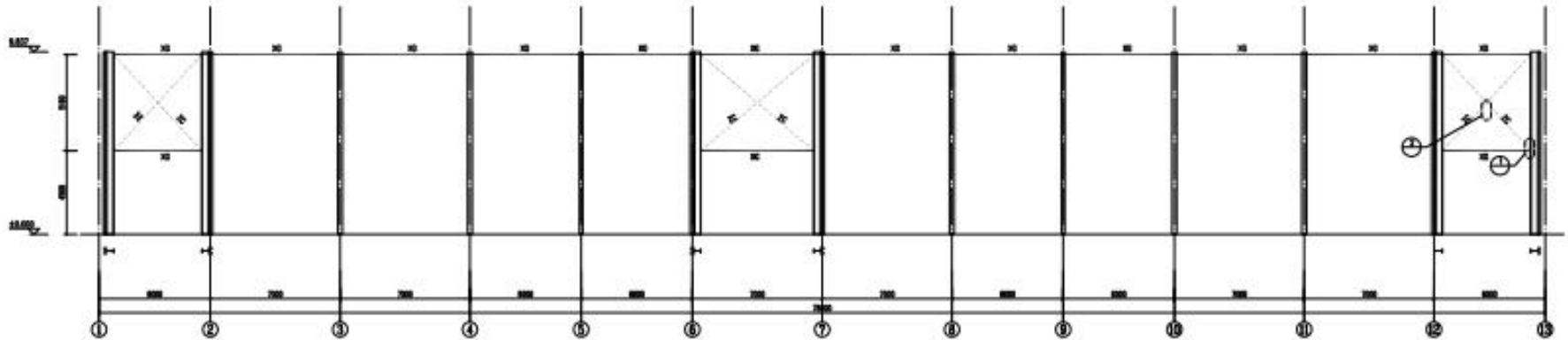
DESIGN



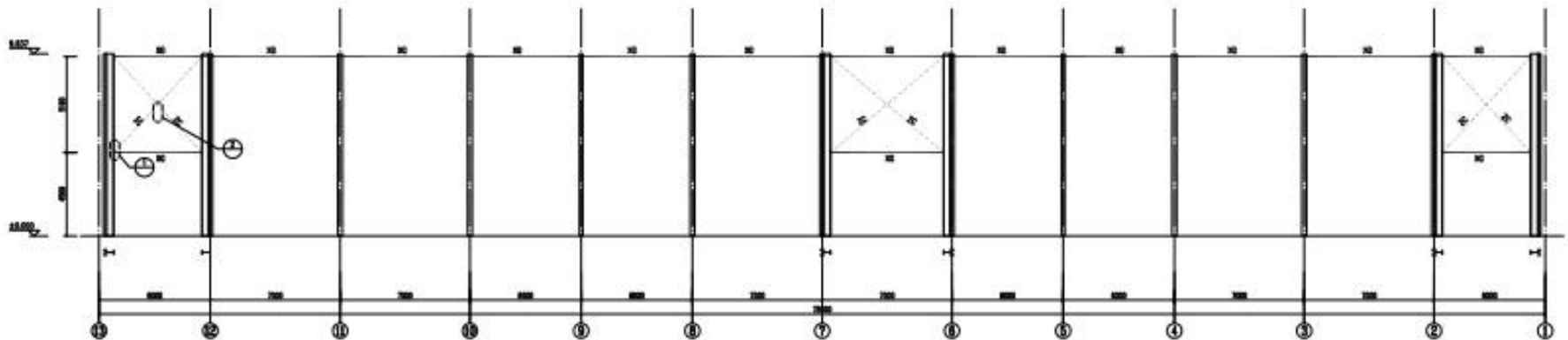
Roof Structure Plan 1:100

The preliminary design is made in accordance with client' s requirement and local building code. After getting the permission by local authority, PTH will do the shop drawing for production.

DESIGN

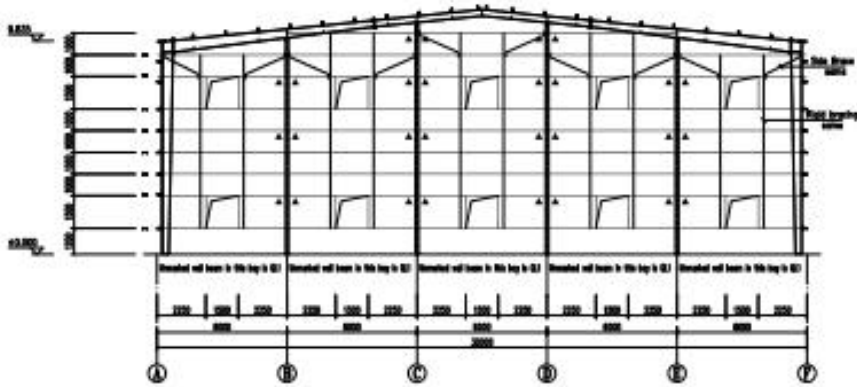


Bracing Layout of Axis A 1:100



Bracing Layout of Axis F 1:100

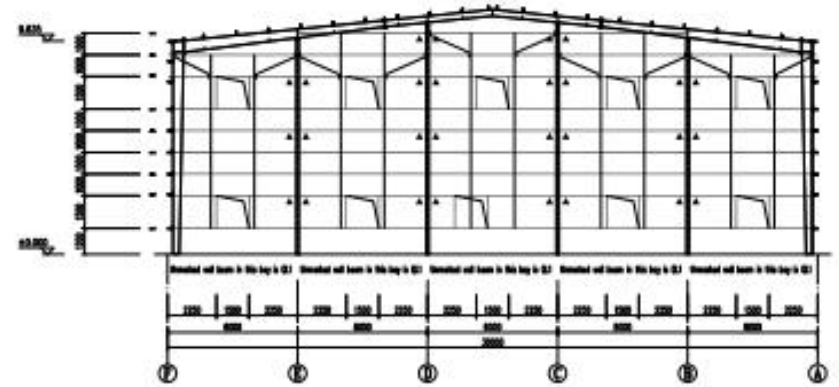
DESIGN



Wall Beam Layout of Axis 1

1:100

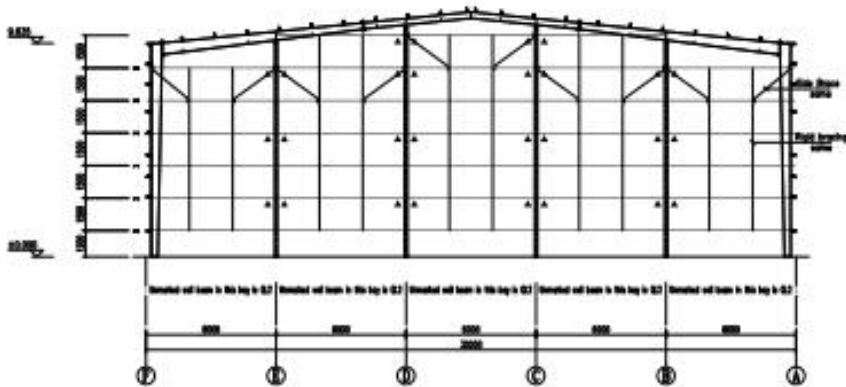
Note: *▲ indicates knee-bracing



Wall Beam Layout of Axis 13

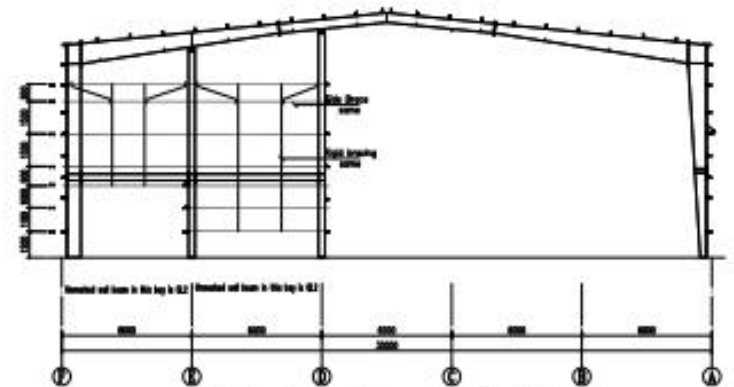
1:100

Note: *▲ indicates knee-bracing



Wall Beam Layout of Axis 5, Axis 9

1:100

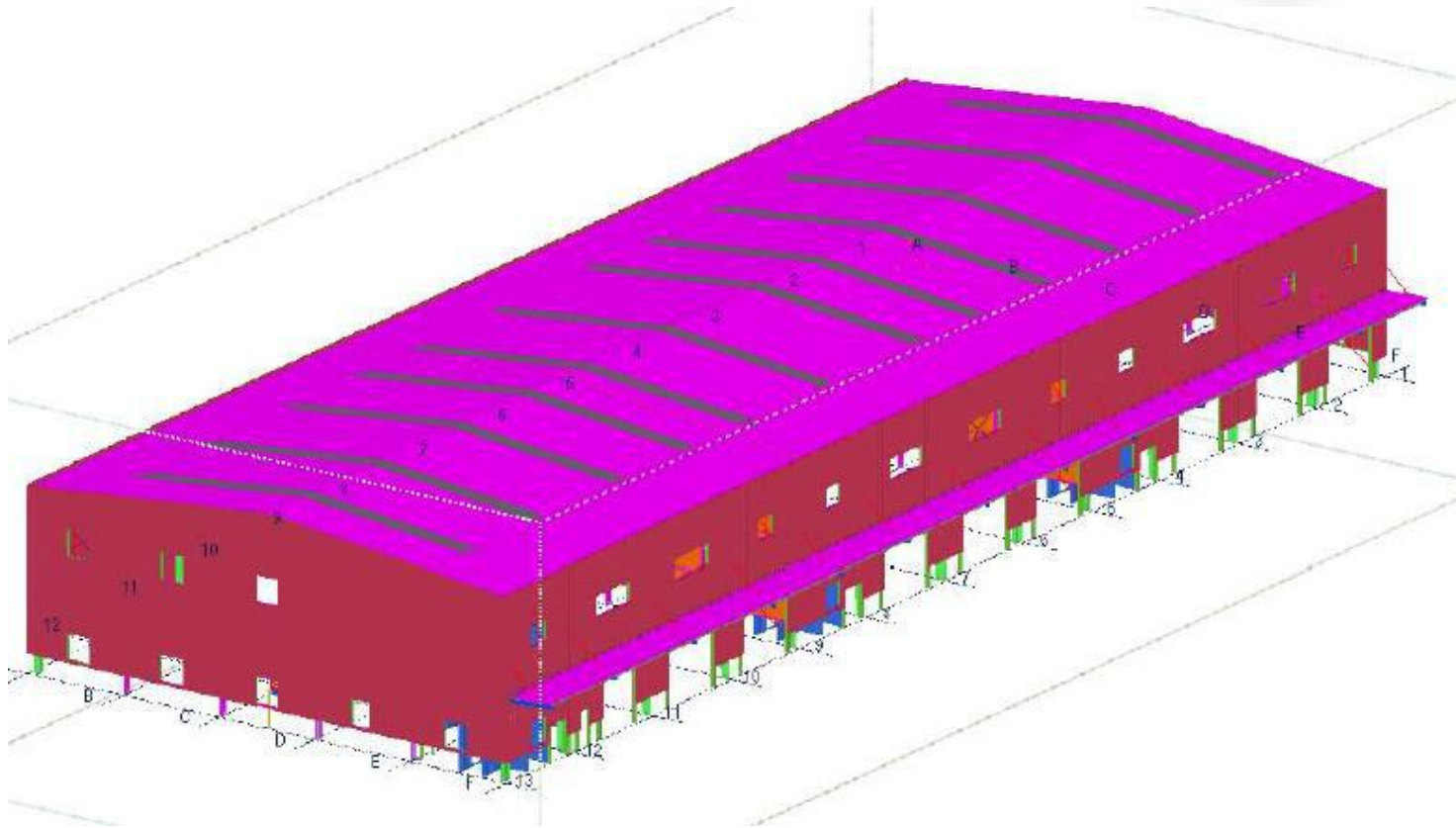


Wall Beam Layout of Axis 12

1:100

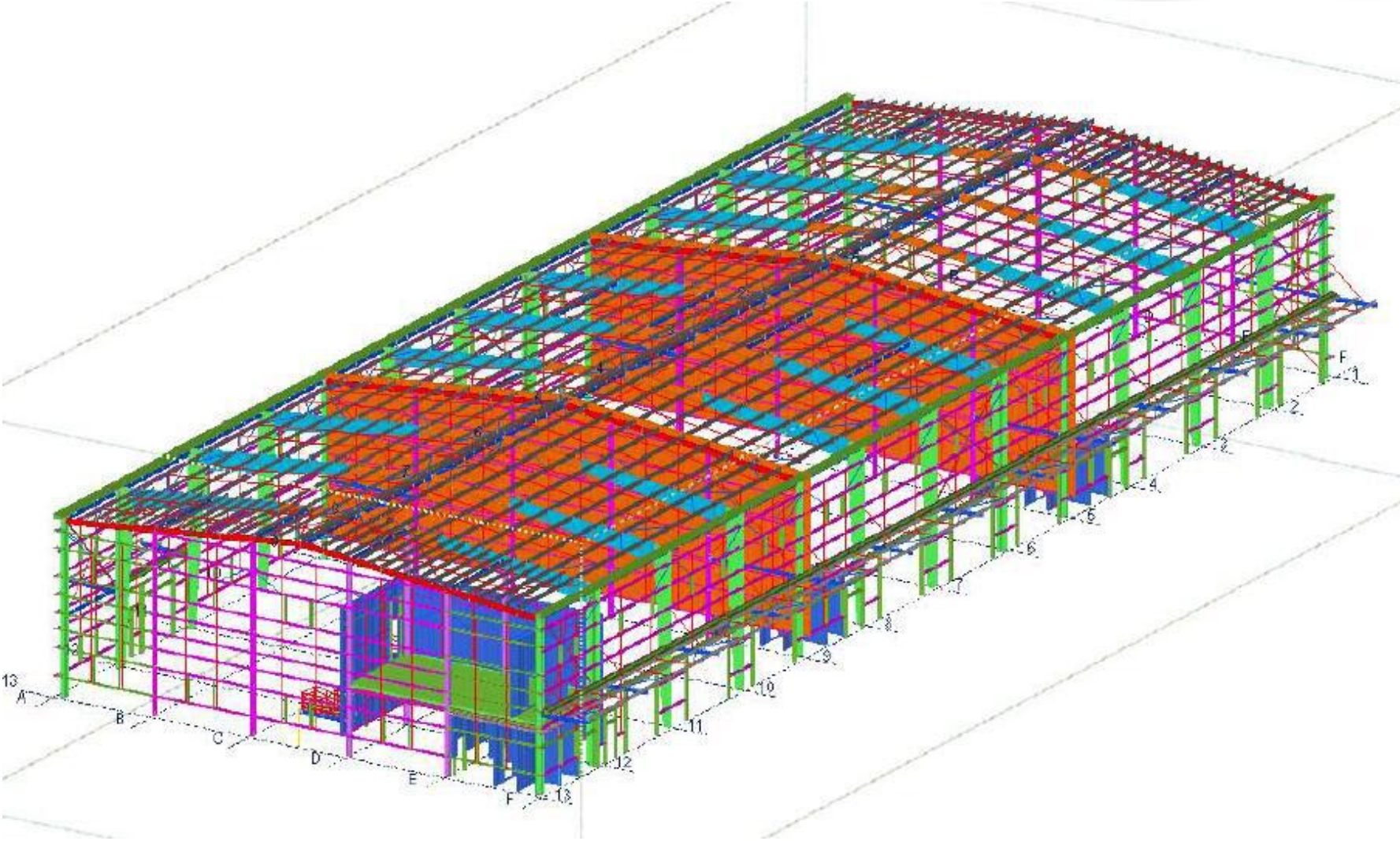
Note: *▲ indicates knee-bracing

SHOP DRAWING



We use Tekla、FRAMECAD Structure software for shop drawing design. The fabrication drawing will be made after the technical information is evaluated to meet all technical requirements and approved beforehand. The assembly dimensional deviation, welding quality requirement, structure joint details, anti-corrosion process must meet relevant technical requirement.

SHOP DRAWING



PRODUCTION



PROCUREMENT :

PTH has a mature procurement supply chain, including product raw materials, kitchen and bathroom accessories, home equipment and other supporting facilities. Each year, PTH conducts quality assessments of suppliers, resolutely rejects unqualified suppliers, and guarantees the quality of products from the source.



PRODUCTION :

PTH owns hundreds of fully automatic mechanized production line, which ensures high production efficiency and timely delivery. In the manufacturing process, PTH can provide production progress reports to customers through pictures and video. PTH has a professional quality inspection team which takes strict quality control in each process, and make sure defect product never be delivered to client.



TRANSPORTATION :

PTH, who has more than 20 years of international logistics experience. can provide customers with the best transportation routes, customs declaration, commodity inspection and other services, and truly realizes "door to door."

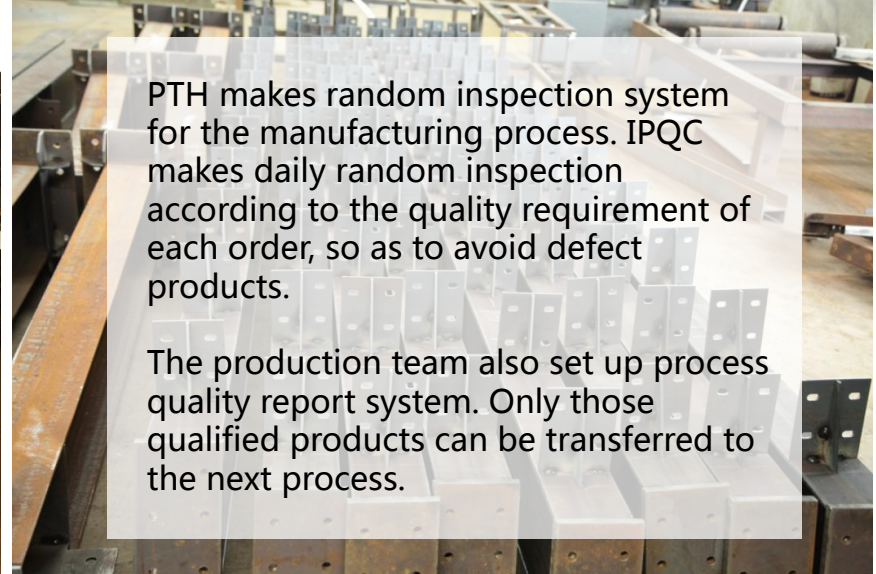
PRODUCTION



Quality is the essence of an enterprise and the foundation of sustainable development. PTH strictly follows the ISO9000 quality system and makes quality control in each process from material procurement to finish product delivery.

For the outsourcing raw material and accessories, it is reported to the ICQC team for inspection. ICQC will inspect according to "Raw Material Inspection Regulations", make sure the material technical specs and quality meets GB standard, then upload the inspection record, QC document and test report to ERP system.

PRODUCTION



PACKING & LOADING



PTH makes the most reasonable package plan according to the structure characteristics and quality requirement. The spare parts of each module is packed in a separate package, these small package modular combination ensures a easy transportation and installation, which in return makes the loading and unloading much easier, and greatly reduces labor cost.



INSTALLATION



PTH will provide complete and detailed installation drawings for the product. PTH has professional photography and post-production personnel who can provide installation videos for the product and intuitively demonstrate the installation steps and installation details of the product.

PTH owns on-site installation guidance experience for dozens of projects such as Mozambican light steel villa resorts, Chilean container camps, etc. It can provide EPC construction services and technical guidance according to the needs of customers to ensure the smooth and safe construction of the houses required by customers and realize real "Check-in".

URL : www.pthhouse.com / www.putianhouse.com
E-mail : inquiry@putianhouse.com

CLIENT' S FEEDBACK



We use BIM system to manage and operate the whole project. For the maintenance, PTH provide online technical support or maintenance service on the site per client requirement.

This is the second warehouse project and it for its own store, client is satisfied with PTH' s quality and price.

FEEDBACK



URL : www.pthhouse.com / www.putianhouse.com
E-mail : inquiry@putianhouse.com

FEEDBACK



FEEDBACK

